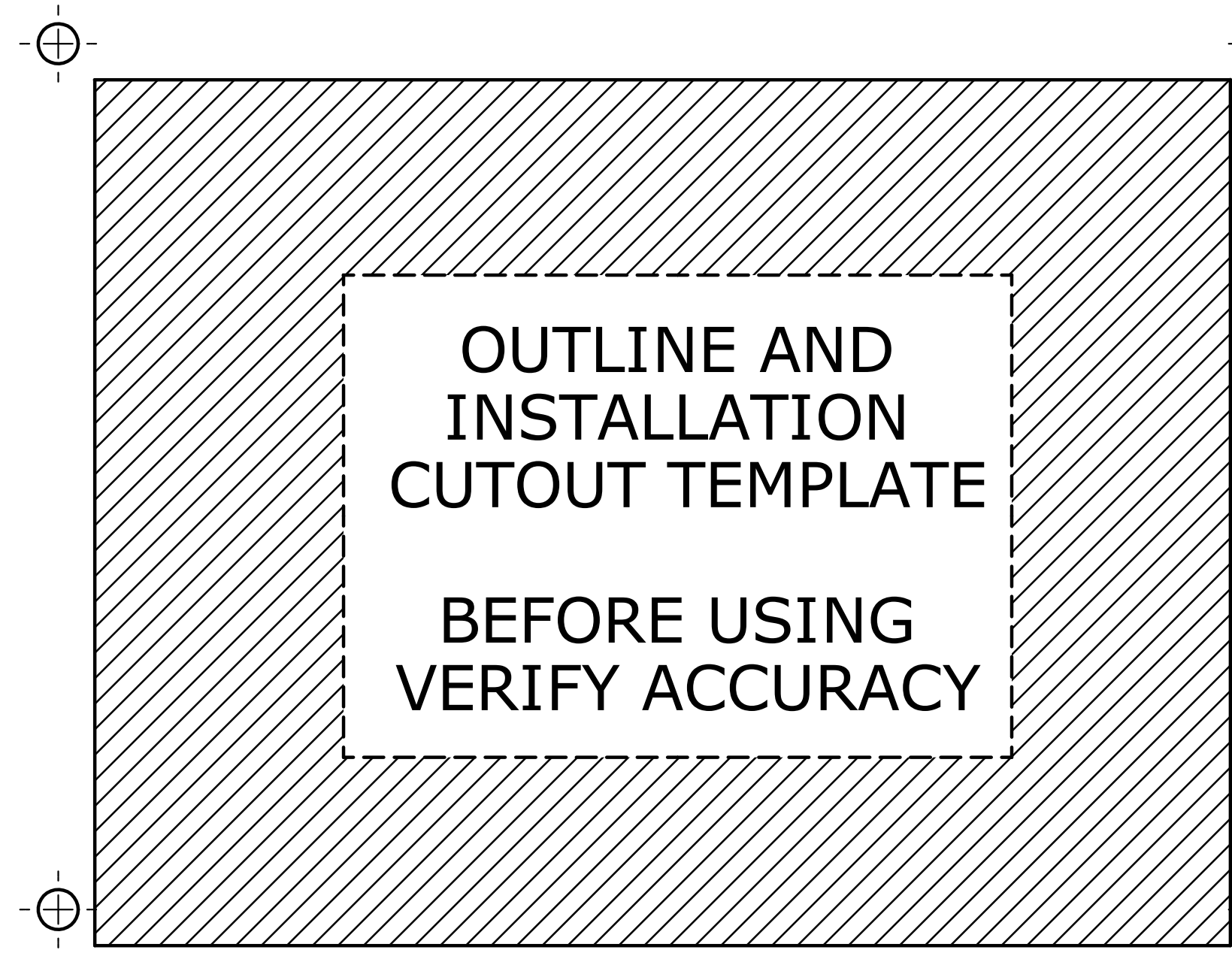


REVISION HISTORY			
REV	DESCRIPTION	DATE	APPROVED



OUTLINE AND
INSTALLATION
CUTOUT TEMPLATE

BEFORE USING
VERIFY ACCURACY

ONLY A SINGLE
AIR FLOW OPENING
IS REQUIRED

GASKET 1,
1 X 9.69 (9 11/16)

GASKET 2,
2 X 18.69 (18 11/16)

GASKET 3,
2 X 8.69 (8 11/16)

6X Ø .277

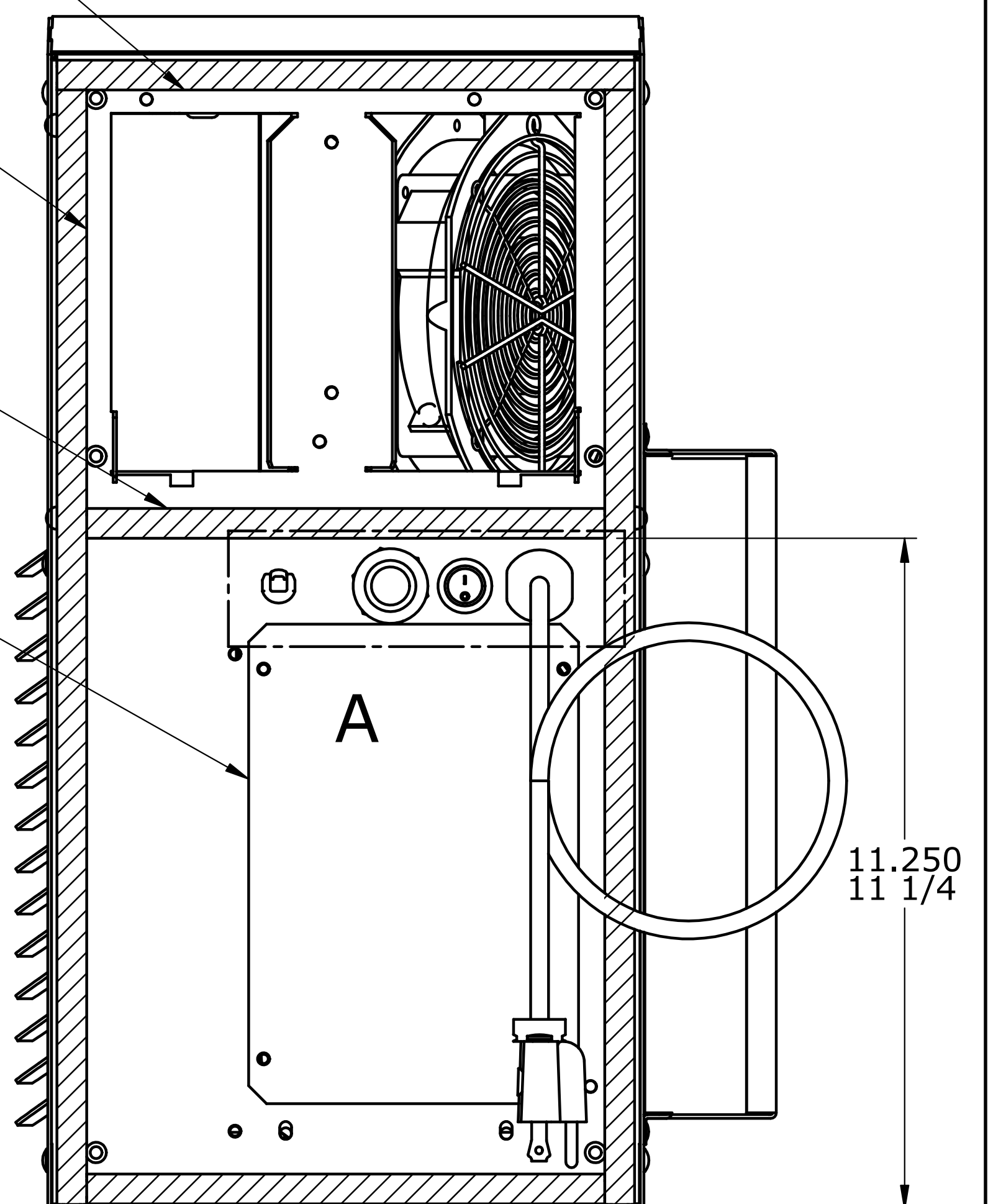
DRY CONTACT OPTION

OD MODEL TEMPERATURE
CONTROLLER CORD FEED-THRU

POWER SWITCH (UL REQ'D 2008)

POWER CORD

SERVICE
ACCESS



8.934

1.066

12.625

12.375

11.200

9.700

10.000

9.188 9.000

3.125

.812 .000

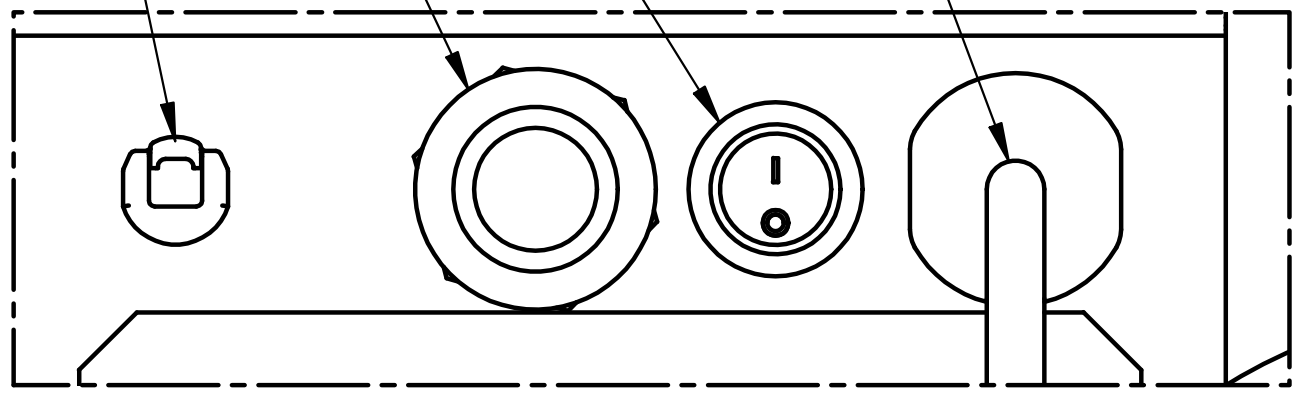
.950

.000

20.000

18.625

18.375



DETAIL A

CAD CUTOUT TEMPLATE IS PRODUCED
ELECTRONICALLY TO FULL SCALE.

BEFORE USING PRINT DIMENSIONS
MUST BE VERIFIED.

	NAME	DATE	
DRAWN	dakins	03/11/08	
CHECKED			TITLE
ENG APPR			INSTALLATION TEMPLATE
MGR APPR			CS020
UNLESS OTHERWISE SPECIFIED			SIZE DWG NO
DIMENSIONS ARE IN INCHES			D CS020 CUTOUT
ANGLES ±1° or 1 PL ±0.5°			FILE: tei_cs_020_cutout template.dft
2 PL ±0.02 3 PL ±0.010			SCALE: WEIGHT: SHEET 1 OF 1